

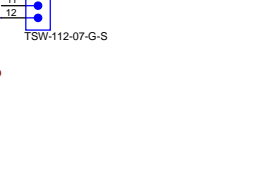


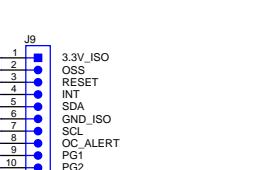
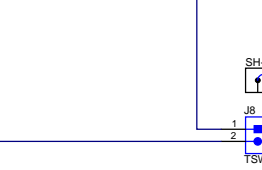



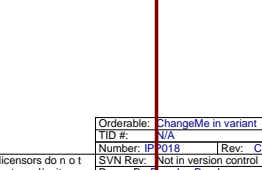




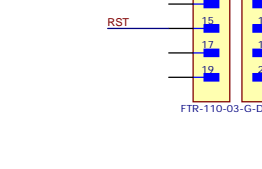
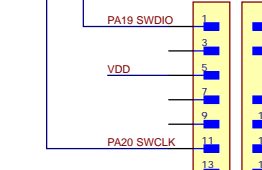
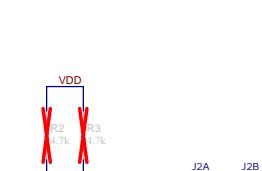
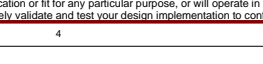

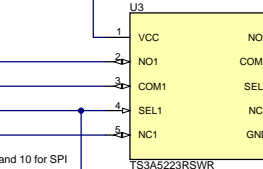
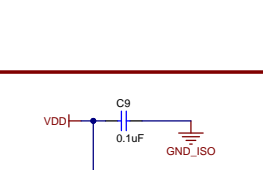
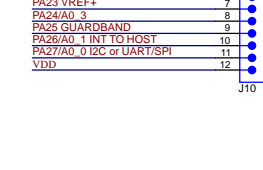


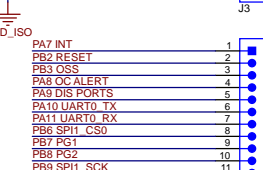

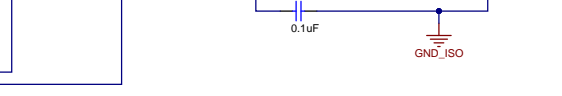
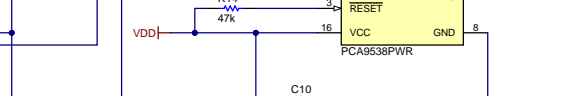
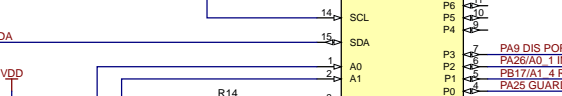
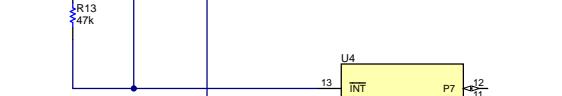

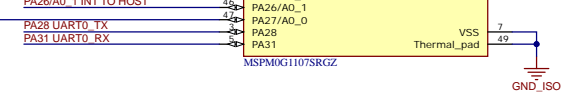
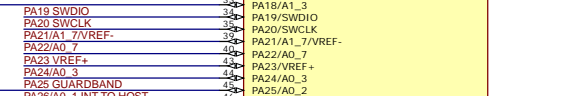
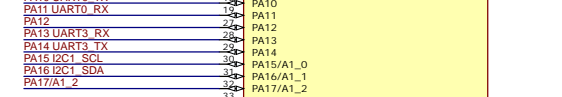
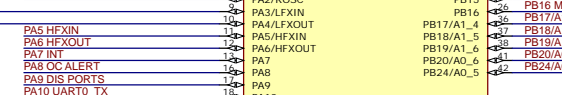
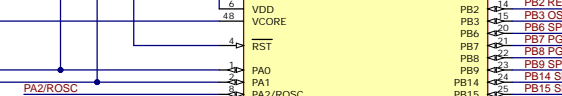
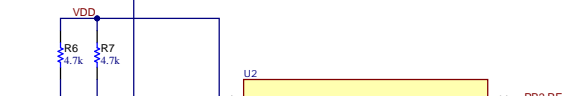
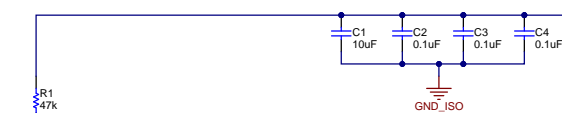
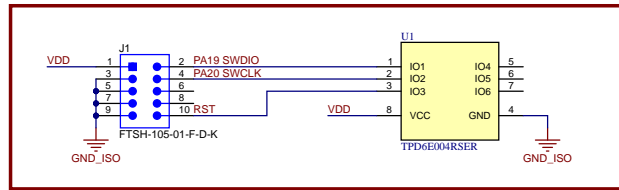
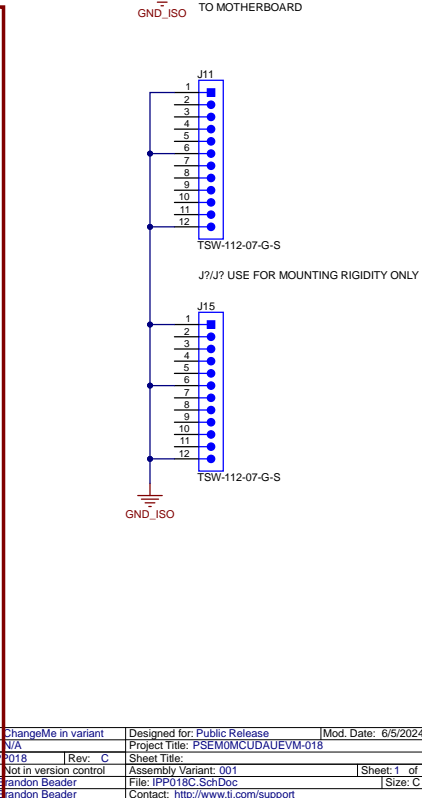
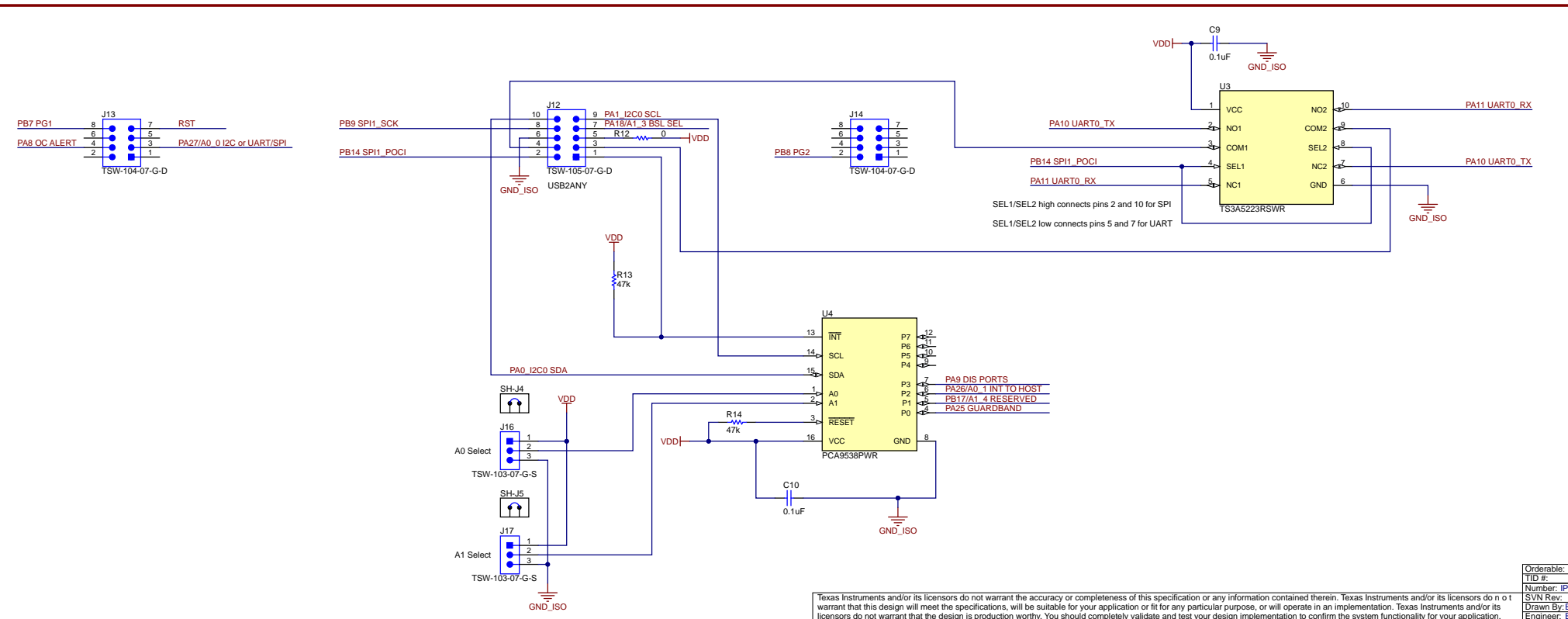


## ARM Connector



## USB2ANY Connector



|            |                        |  |                     |
|------------|------------------------|--|---------------------|
| Orderable: | ChangeMe in variant    | Designed for: Public Release   | Mod. Date: 6/5/2024 |
| TID #:     | N/A                    | Project Title: PSEMONCUDAEVM-018   |                     |
| Number:    | IP018                  | Rev: C   | Sheet Title:        |
| SVN Rev:   | Not in version control | Assembly Variant: 001  | Sheet: 1 of 2       |
| Drawn By:  | Brandon Beader         | File: IPP018C_SchDoc   | Size: C             |
| Engineer:  | Brandon Beader         | Contact: <a href="http://www.ti.com/support">http://www.ti.com/support</a> |                     |



Texas Instruments and/or its licensors do not warrant the accuracy or completeness of this specification or any information contained therein. Texas Instruments and/or its licensors do not warrant that this design will meet the specifications, will be suitable for your application or fit for any particular purpose, or will operate in an implementation. Texas Instruments and/or its licensors do not warrant that the design is production worthy. You should completely validate and test your design implementation to confirm the system functionality for your application.



PCB Number: IPP018

PCB Rev: C

PCB

LOGO

Texas Instruments



PCB

LOGO

FCC disclaimer

PCB

LOGO

WEEE logo

LBL1

PCB Label

THT-14-423-10

Size: 0.65" x 0.20 "

ZZ1

Label Assembly Note

This Assembly Note is for PCB labels only

ZZ2

Assembly Note

These assemblies are ESD sensitive, ESD precautions shall be observed.

ZZ3

Assembly Note

These assemblies must be clean and free from flux and all contaminants. Use of no clean flux is not acceptable.

ZZ4

Assembly Note

These assemblies must comply with workmanship standards IPC-A-610 Class 2, unless otherwise specified.

| Variant/Label Table |                    |
|---------------------|--------------------|
| Variant             | Label Text         |
| 001                 | PSEM0MCUDAUEVM-018 |
|                     |                    |
|                     |                    |
|                     |                    |
|                     |                    |
|                     |                    |
|                     |                    |

|   |  |   |                      |
|---|--|---|----------------------|
| Orderable: <a href="#">ChangeMe in variant</a>  |  | Designed for: <a href="#">Public Release</a>      | Mod. Date: 5/16/2023 |
| TID #: <a href="#">N/A</a>                      |  | Project Title: <a href="#">PSEM0MCUDAUEVM-018</a> |                      |
| Number: <a href="#">IPP018</a>                  | Rev: <a href="#">C</a>                             | Sheet Title:                                      |                      |
| SVN Rev: <a href="#">Not in version control</a> | Assembly Variant: <a href="#">001</a>              | Sheet: <a href="#">2</a> of <a href="#">2</a>     |                      |
| Drawn By: <a href="#">Brandon Beader</a>        | File: <a href="#">IPP018C_Hardware.SchDoc</a>      | Size: B   |                      |
| Engineer: <a href="#">Brandon Beader</a>        | Contact: <a href="#">http://www.ti.com/support</a> |   |                      |

Texas Instruments and/or its licensors do not warrant the accuracy or completeness of this specification or any information contained therein. Texas Instruments and/or its licensors do not warrant that this design will meet the specifications, will be suitable for your application or fit for any particular purpose, or will operate in an implementation. Texas Instruments and/or its licensors do not warrant that the design is production worthy. You should completely validate and test your design implementation to confirm the system functionality for your application.